



MCST

MODELING CULTURAL SEWING TECHNIQUES

LLP Leonardo da Vinci project

LLP-LdV-PRT-2013-LT-0406

MEETING EVALUATION REPORT

4th MCST project meeting, Szeghalom

Partners: Karalius Mindaugas Vocational Training Centre
Authors: Andriejus Muntianas
Date: 16 December 2014



**Lifelong
Learning
Programme**

This project has been funded with support from the European Commission. This publication reflects the views only of the author, and the Commission cannot be held responsible for any use which may be made of the information contained therein.

INTRODUCTION

This document contains the Evaluation Report for MCST project meeting that took place in Szeghalom, Hungary, on 15-19 October 2014. The report is based on the analysis of information provided through online evaluation questionnaires that were collected shortly after the meeting. Twelve participants from partner organisations took part in the survey.

All project meetings (starting with the 2nd meeting) will be evaluated using the same questionnaire. Evaluation is anonymous. The aim of the evaluation is to assess and continuously improve the quality of project management. In this document, we present the conclusions of the evaluation exercise, and provide as a reference all the answers of survey participants.

EVALUATION RESULTS

Gender, age, nationality

4 women and 8 men have participated in the meeting evaluation (table No. 1). Age of the participants varies from 21 years old to 49 (table No. 2). Over 60% of participants were older than 29 years. From Turkey we had most responses - 6 participants. Portugal and Lithuania were represented by 2 participants each. Hungarians and Romanians delegated 1 participant each for meeting evaluation and from Italy we received 0 evaluation because no one could attend the meeting from Italian partners (table No. 3).

Expectations

Participants were asked to give their insights what was their main expectation for the project meeting. Expectations for Hungarian meeting were diverse. However it is possible to distinguish 4 statements which best represent meeting expectations which were mostly mentioned:

- To learn and experience Hungarian culture;
- Identify and plan following tasks and actions of the project, distribute tasks between partners, make a decisions regarding project issues;
- Learn about project more (some of participants were attending project meeting for first time);
- To see what other partners have achieved after the meeting in Lithuania.

Participant gave their opinion whether their expectations were met during the meeting and to what extent it was met. Participants could choose from 5 options which indicated their satisfactory level (Poor, Fair, Average, Good, Very good). No one evaluated their satisfactory level

as poor or fair. 25% of participants thought that project meeting met their expectations completely and almost 60% evaluated satisfaction level as good. In conclusion results show's that expectations were satisfied well (table No. 4).

Individual components of the meeting

Individual components of the meeting were evaluated well too using the same method to evaluate satisfaction level as question before. 50% or more respondents evaluated meeting presentations, discussions, cooperation with other partners, partner's contribution to the meeting and outcomes of the meeting very good indicating that they were absolutely satisfied with the results of the items mentioned.

However discussions among partners and treatment of difficulties were evaluated as average by 25% of participants. Therefore these meeting components must be improved. (table No. 5)

Organizational aspects

Respondents delivered their opinion regarding organizational aspect of the meeting. Meeting agenda and preparation were evaluated very good. Slightly worse were evaluated organizational aspects (venue, timing, tour etc.) where over 30% of participants gave average valuation, however 41% evaluated as good and the rest 25% as very good. Quality/price ratio for hotel, food and transportation received mostly average evaluation (50%) and could be better. (table No. 6)

Conclusion

Overall satisfaction of the meeting was good (66%), clarification of role and tasks was excellent (75%) and meeting objectives were achieved (table No. 7). Some negative response was achieved mostly related with transfer costs and changes of agenda. However in general partners were satisfied with the meeting, especially with introduction to Hungarian culture through folk songs and dances.

TABLES

Table No. 1

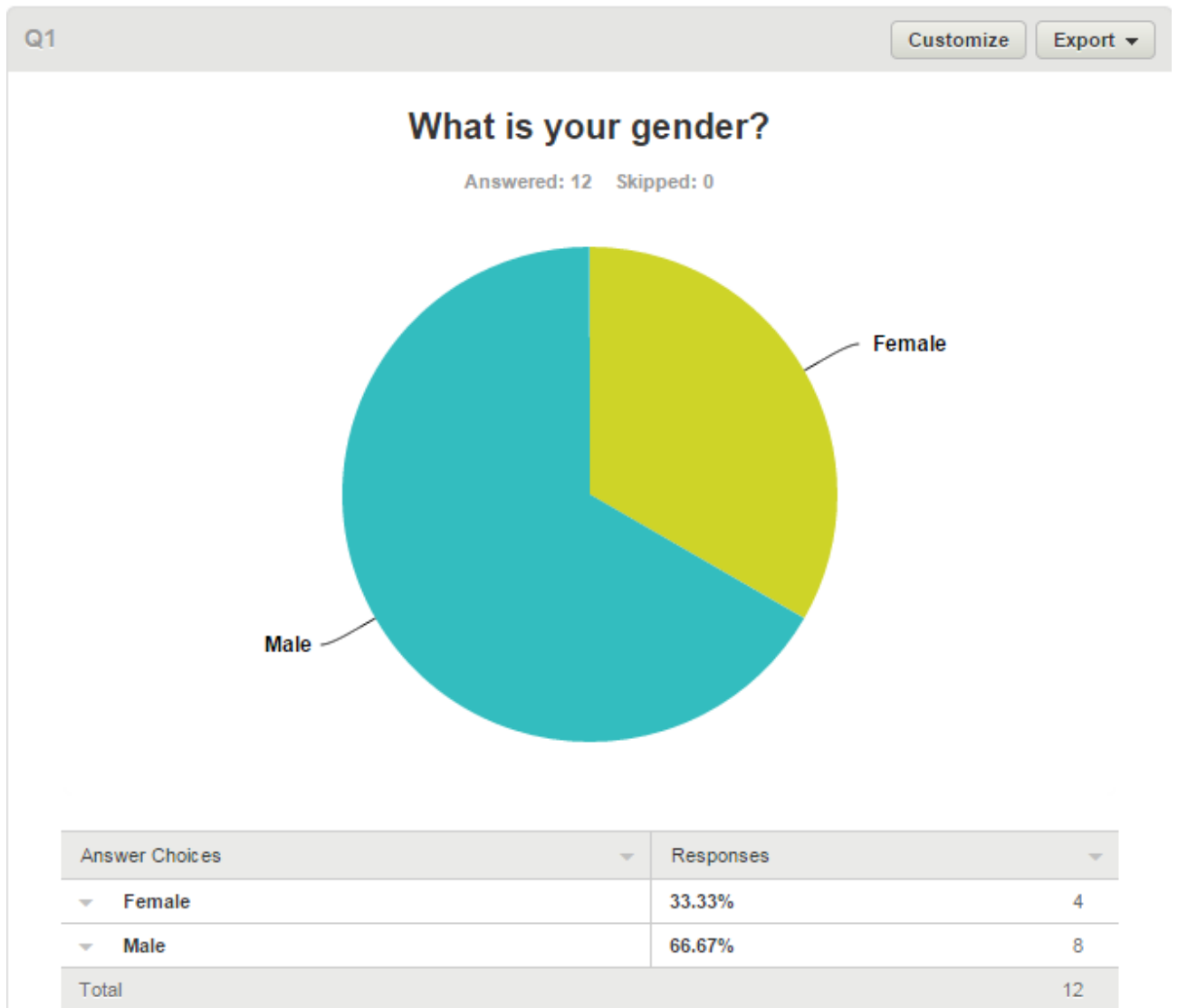


Table No. 2

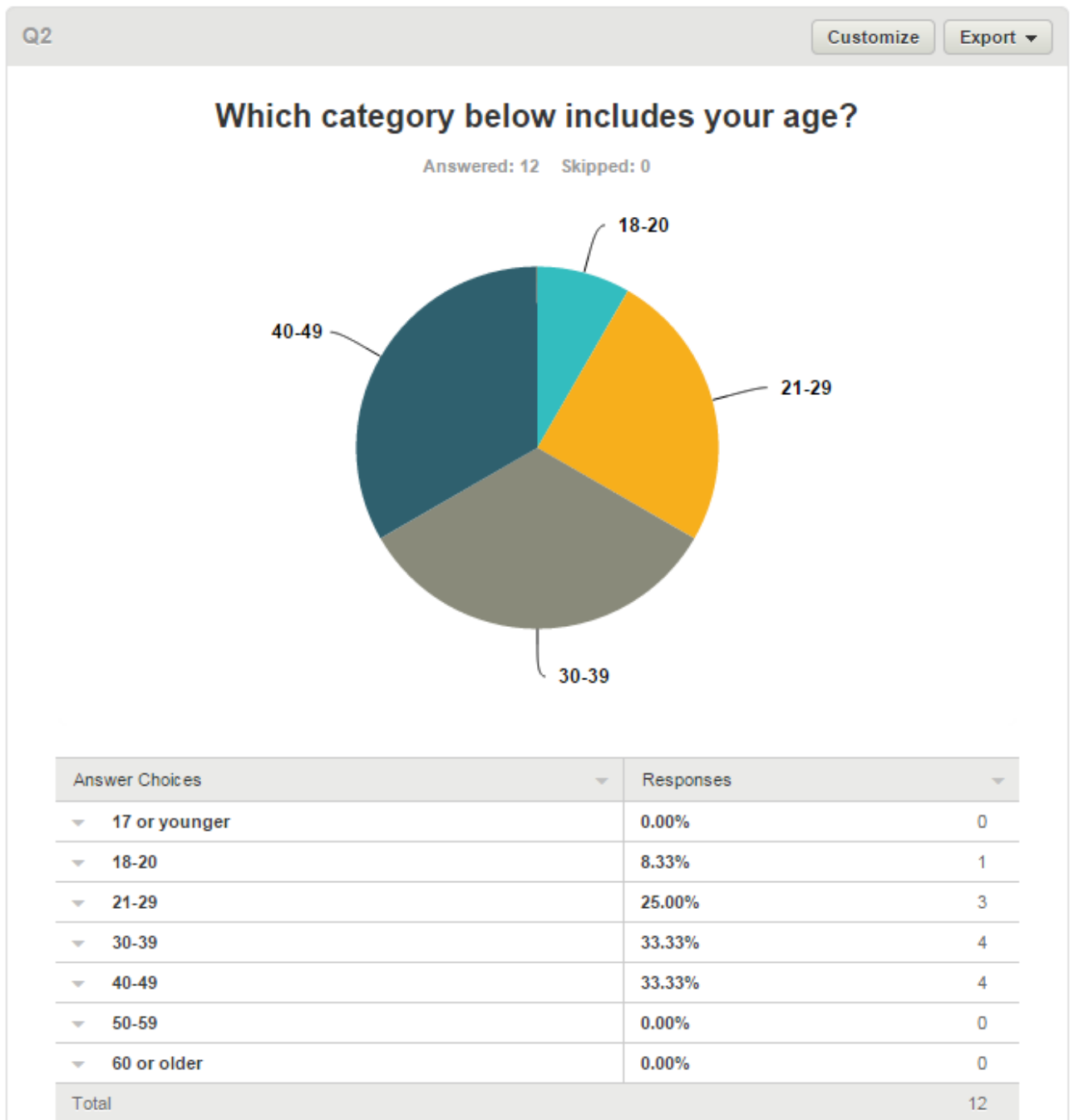


Table No. 3

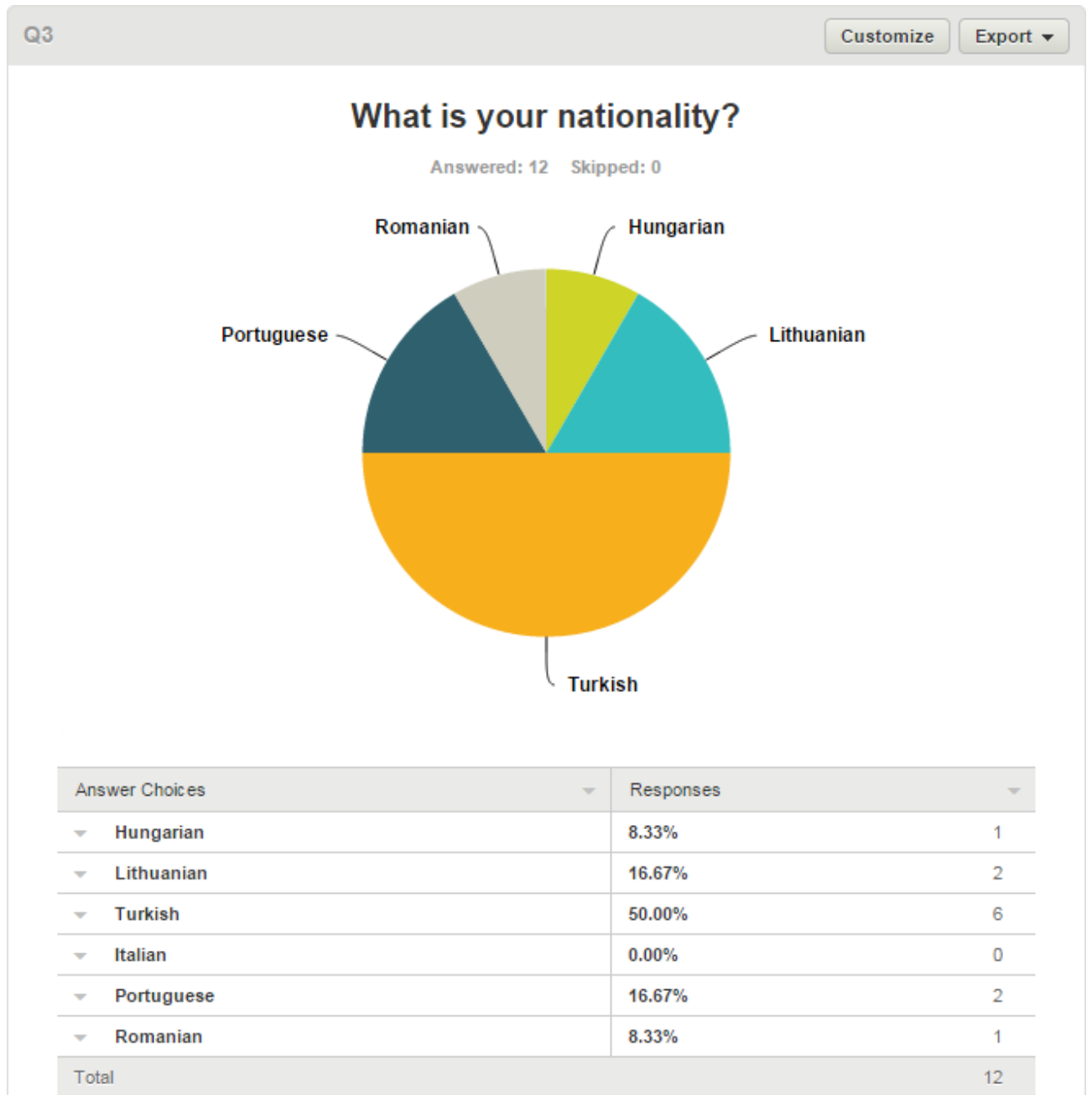


Table No. 4

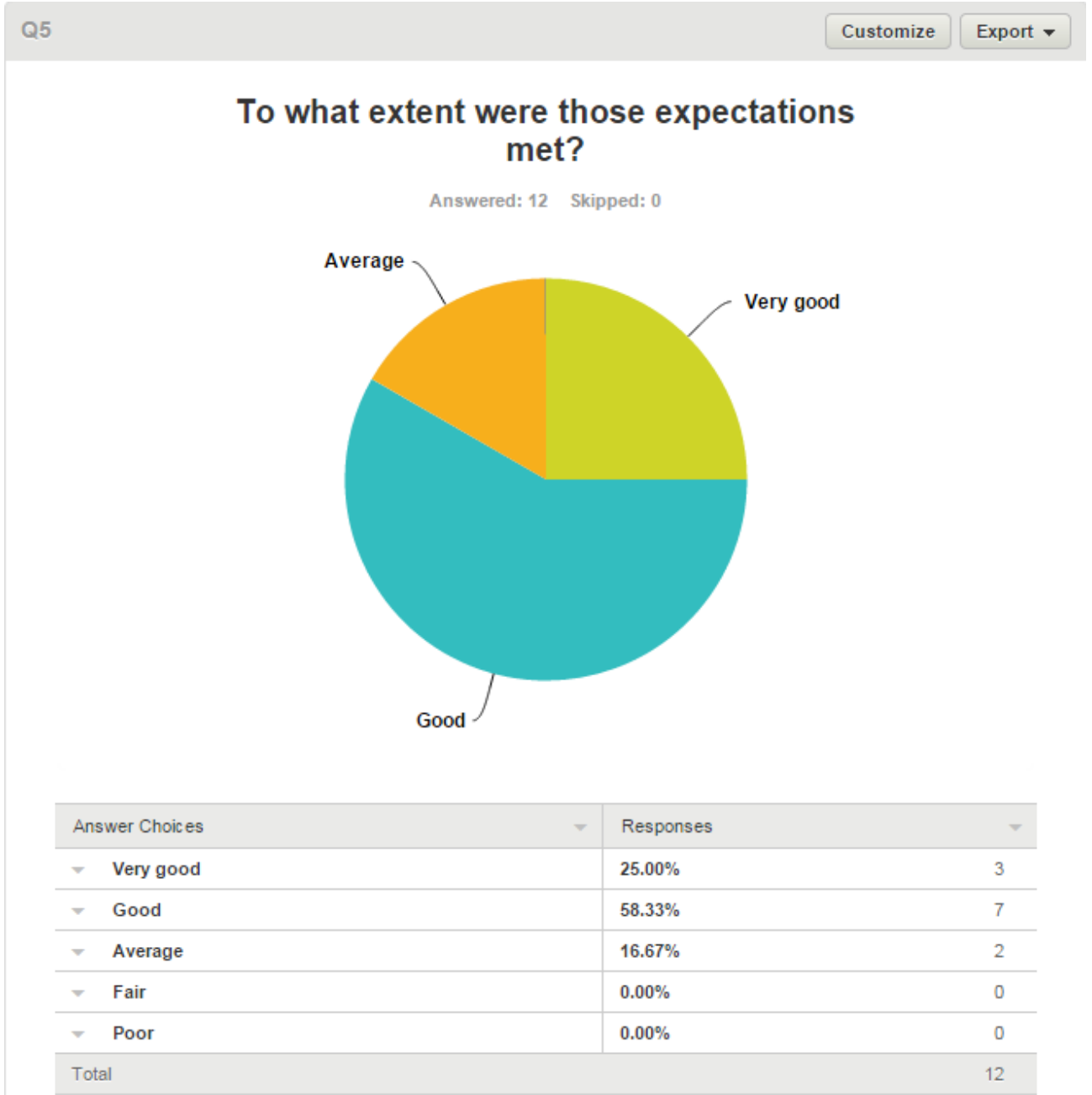


Table No. 5

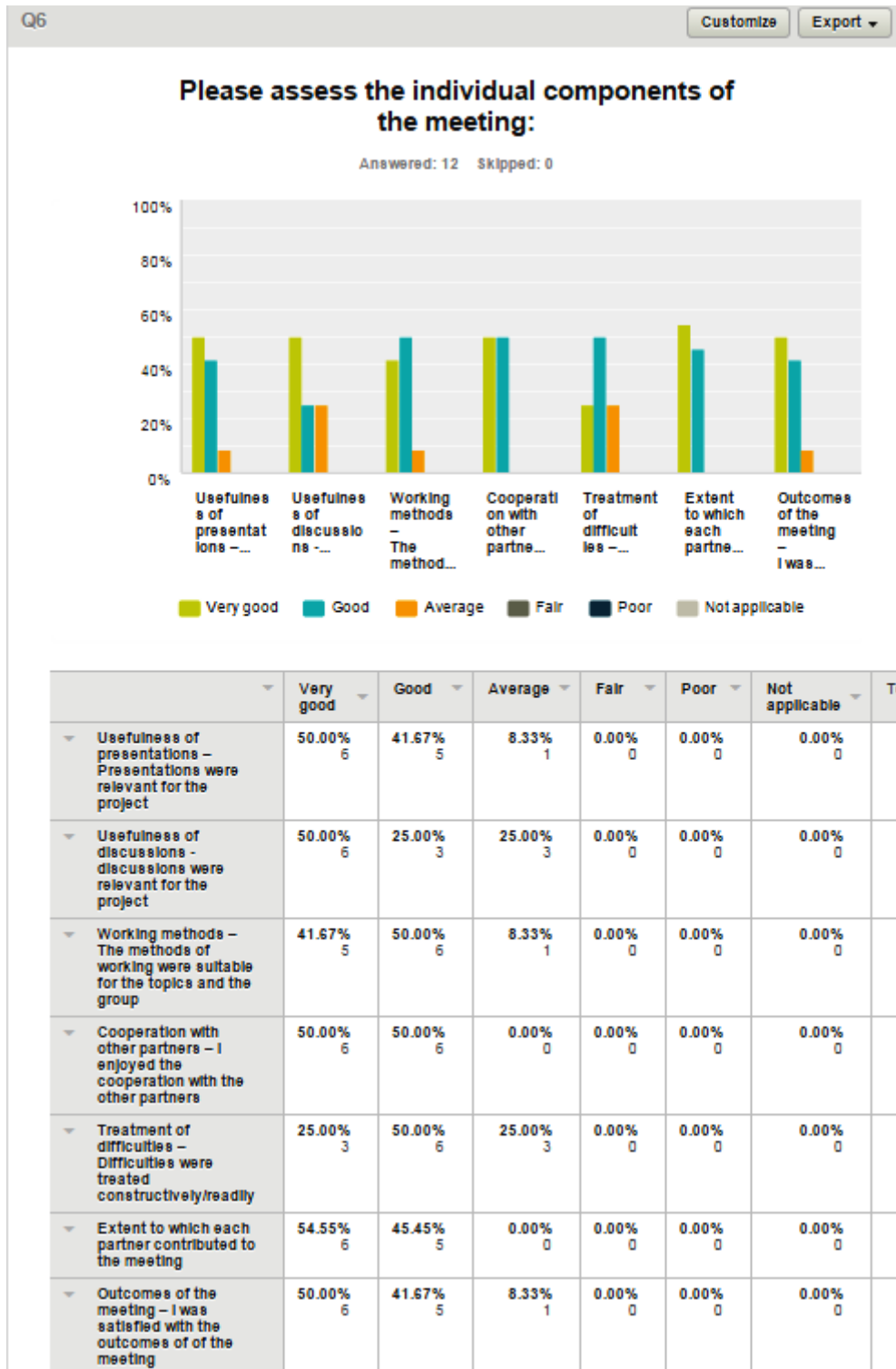


Table No. 6

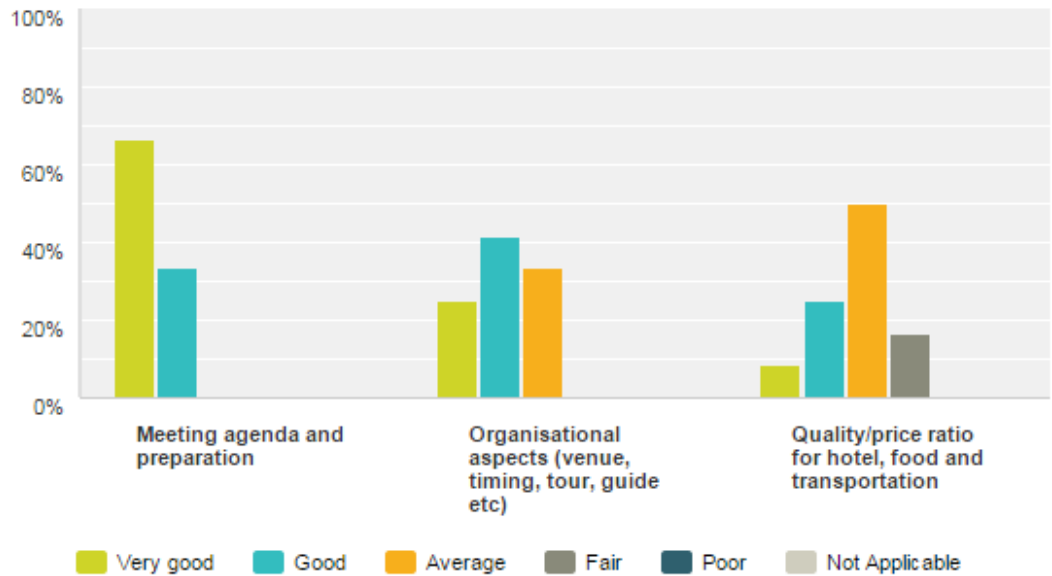
Q7

Customize

Export ▾

Please assess the organisational aspects of the meeting

Answered: 12 Skipped: 0



	Very good	Good	Average	Fair	Poor	Not Applicable	Total
Meeting agenda and preparation	66.67% 8	33.33% 4	0.00% 0	0.00% 0	0.00% 0	0.00% 0	12
Organisational aspects (venue, timing, tour, guide etc)	25.00% 3	41.67% 5	33.33% 4	0.00% 0	0.00% 0	0.00% 0	12
Quality/price ratio for hotel, food and transportation	8.33% 1	25.00% 3	50.00% 6	16.67% 2	0.00% 0	0.00% 0	12

Table No. 7

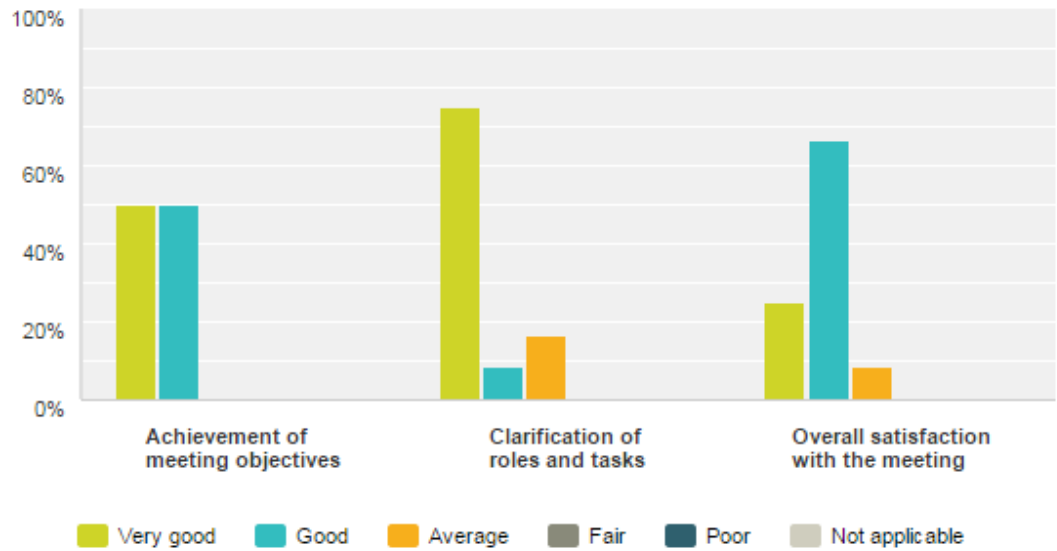
Q8

Customize

Export

What are your general impressions of the meeting?

Answered: 12 Skipped: 0



	Very good	Good	Average	Fair	Poor	Not applicable	Total
Achievement of meeting objectives	50.00% 6	50.00% 6	0.00% 0	0.00% 0	0.00% 0	0.00% 0	12
Clarification of roles and tasks	75.00% 9	8.33% 1	16.67% 2	0.00% 0	0.00% 0	0.00% 0	12
Overall satisfaction with the meeting	25.00% 3	66.67% 8	8.33% 1	0.00% 0	0.00% 0	0.00% 0	12